




# Where is the battery cabinet installation interface





## Overview

---

The cabinet should be installed in a place where walls and/or ceilings do not block ventilation. If ventilation holes are blocked the interior temperature of the cabinet could rise to levels that are unsuitable for battery storage.

The cabinet should be installed in a place where walls and/or ceilings do not block ventilation. If ventilation holes are blocked the interior temperature of the cabinet could rise to levels that are unsuitable for battery storage.

This manual contains important instructions that should be followed during installation and maintenance of the UPS and batteries. Read all instructions before operating the equipment and save this manual for future reference. Ce manuel comporte des instructions importantes que vous êtes invité à.

This manual contains important instructions that you should follow during installation and maintenance of the UPS and batteries. Please read all instructions before operating the equipment and save this manual for future reference. Consignes de sécurité CONSIGNES DE SÉCURITÉ IMPORTANTES CONSERVER.

System drawings and schematics are reviewed and clearly understood. If there are any questions concerning this manual or any of the installation or maintenance procedures and/or intenance should always be performed with heavily insulated tools. It is also recommended to wear rubber gloves, boots, .

If you encounter any installation or operational issues with your product, check the pertinent section of this manual to see if the issue can be resolved by following outlined procedures. Visit <https://> for additional assistance. This manual contains important.

ZincFive batteries. To ensure successful installation, operation, and maintenance of the batteries. The instructions in this manual must be followed in accordance with the Limited Warranty. Refer to ZincFive's BC Series UPS Battery Cabinet Service Manual for information related to servicing and.

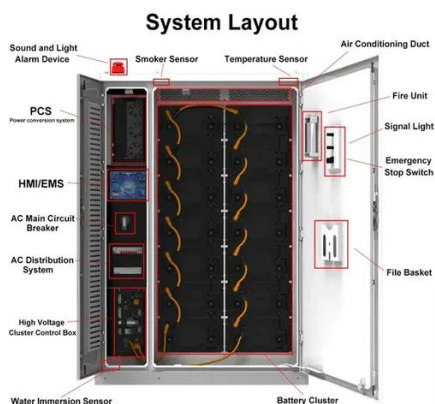
This manual uses notice icons to draw attention to important information regarding the safe operation and installation of the battery cabinet. The notice icons used in this manual are explained below, and should be taken into account and adhered to



whenever they appear in the text of this manual.



## Where is the battery cabinet installation interface



### [Powerware 9390 Integrated Battery Cabinet \(Models IBC-S ...](#)

Locate the battery cabinet-to-battery cabinet breaker sensing cable in the first battery cabinet. Route this connector into the cabinet to the immediate left and mate with the matching ...

### [EATON 93PM INSTALLATION MANUAL Pdf Download](#)

Page 59: Figure 26. 93Pm Integrated Battery Cabinet Battery String Detail Schematic Onelines and Schematics Figure 26. 93PM Integrated Battery Cabinet Battery String Detail Schematic ...



### [BC58 Battery Cabinet Installation, Operation, & Maintenance ...](#)

The option provides functional access to the equipment circuit breaker via a handle located on the exterior of a cabinet door that is physically connected to the circuit breaker in the cabinet's ...

## 1603\_80UPSCH\_Rev3\_Rel

4.3 Battery Cabinet Installation . . . . .

. . . . .

. . . . . 4-9



- LiFePO<sub>4</sub> Battery,safety
- Wide temperature: -20~55°C
- Modular design, easy to expand
- The heating function is optional
- Intelligent BMS
- Cycle Life:> 6000
- Warranty:10 years



### [/15/20KVA UPS Battery Cabinet Installation and Operation ...](#)

Installation or replacement of batteries must be located in a SERVICE ACCESS AREA: The service manual shall include the following instructions for battery replacement and disposal:

### [Eaton 9390 Integrated Battery Cabinet \(Models IBC-S and ...](#)

The Integrated Battery Cabinet (IBC) systems are housed in single free-standing cabinets. Two models are available: Model IBC-S (small cabinet) and Model IBC-L (large cabinet). Each ...



### [EATON 93PM IBC-LW INSTALLATION MANUAL Pdf Download](#)

View and Download Eaton 93PM IBC-LW installation manual online. Universal Integrated Battery Cabinet. 93PM IBC-LW ups pdf manual download. Also for: 93pm ibc-lhw.

### [EMERSON LIEBERT NXL INSTALLATION MANUAL Pdf ...](#)



View and Download Emerson Liebert NXL installation manual online. Battery System. Liebert NXL ups pdf manual download.



### [Eaton Powerware 9395 User And Installation Manual](#)

Removing right side shipping bracket 3.3 Battery cabinet installation To install the battery cabinet, refer to the Powerware 9395 Integrated Battery Cabinet (Model IBC-L) installation manual.

### [Eaton 93PM Integrated Battery Cabinet-Small Welded ...](#)

4.5.1 Installing Battery Detect Interface Connections .. 46 4.5.2 Installing Battery ...



### [Eaton 93PM Integrated Battery Cabinet-Small Installation ...](#)

IBCs can be installed in a line-up-and-match configuration with the interface wiring routed through the IBCs and UPS cabinet or in a standalone configuration with the interface wiring routed ...



### [Position and Interconnect the Battery Cabinets](#)



Install the ten interconnection screws (five in the front and five in the rear) between the two battery cabinets. NOTE: To reach the five interconnection screws in the rear of the left-most battery ...



### U-ENM00044

This battery cabinet is equipped with four swivel casters with leveling legs. Use the casters to move the battery cabinet into position and use the leveling feet to make sure the cabinet is ...

### [Powerware 9390 UPS 40-80 kVA Installation and Operation ...](#)

This manual contains important instructions that you should follow during installation and maintenance of the UPS and batteries. Please read all instructions before operating the ...



### [Liebert GXT3 UPS User Manual: Installation](#)

User manual for Liebert GXT3 UPS (5000-10,000VA, 6000RTL630) covering installation, configuration, operation, maintenance, and troubleshooting.



### [Eaton Samsung Gen 3 Battery Cabinet Installation and ...](#)



Interface wiring for features and options should be connected at the customer interface terminals and connector blocks located on the interface tray located inside the Eaton Samsung Gen 3 ...



### Installation Manual

BATTERY CABINET PRECAUTIONS arning applies to all battery cabinets supplied with UPS systems. Additional war



[Eaton 93PM Integrated Battery Cabinet-Large and Large ...](#)

3.4 Battery Breaker Location . 31 ...



[Liebert® EXS External Battery Cabinet Installer/User Guide](#)


This manual contains important instructions that should be followed during installation of your Vertiv™ Liebert® EXS Battery Cabinet and accessories. Read this manual thoroughly, paying ...



**164201687\_1085\_Rev\_4\_Web**



If the battery cabinet is installed adjacent to the UPS, the recommended installation location for the battery cabinet is on the right side of the UPS cabinet. This location will allow for future ...



### [P-164000058\\_60\\_UPS Rev4-Rel](#)

Eaton® 9E UPS 40-60 kVA (208/220V) Installation and Operation Manual



### [Eaton Samsung Gen 3 Battery Cabinet Installation and ...](#)

List of Figures Figure 1. Figure 2. Figure 3. Figure 4. Figure 5. Figure 6. Figure 7. Figure 8. Figure 9. Figure 10. Figure 11. Figure 12. Figure 13. Figure 14



### ESS



### UPS Battery Cabinets

23 for details on the integrated battery monitoring solution, which provides highly-detailed information on the operation and performance of the battery system, accessible through the ...

### [P-164000301\\_9E\\_30\\_UPS Gn3 Rev1-Rel](#)



4.4 External Battery Cabinet Installation . . . . .  
.....  
..... 4-7





## Contact Us

---

For inquiries, pricing, or partnerships:

<https://zawojcsolina.pl>

Phone: +48 22 173 6647

Email: [info@zawojcsolina.pl](mailto:info@zawojcsolina.pl)

Scan QR code for WhatsApp.

