



60v lithium iron phosphate battery pack charging current





Overview

For LiFePO₄ batteries, the recommended charging current is between 0.2C and 0.5C, where C is the battery's capacity in amp-hours (Ah). For example: A 100Ah battery can be charged at 0.2C (20A) for slow charging or 0.5C (50A) for faster charging.

For LiFePO₄ batteries, the recommended charging current is between 0.2C and 0.5C, where C is the battery's capacity in amp-hours (Ah). For example: A 100Ah battery can be charged at 0.2C (20A) for slow charging or 0.5C (50A) for faster charging.

This article will focus specifically on charging a LiFePO₄ battery with a power supply, explaining the voltage and current requirements, charging methods, and safety precautions. Whether you're a beginner or an experienced user, this guide will provide step-by-step instructions and practical tips.

If you're exploring lithium iron phosphate (LiFePO₄) batteries, you know they offer more cycles, consistent power, and lower weight than comparable SLA batteries—and they can charge up to four times faster. But how exactly do you charge a lithium battery?

Power Sonic recommends you select a charger.

A Lithium Iron Phosphate (LiFePO₄) battery is a type of rechargeable lithium-ion battery that utilizes lithium iron phosphate as its cathode material. Known for its stable chemical composition and safety features, this battery type is widely used in various applications requiring reliable energy.

LiFePO₄ batteries (lithium iron phosphate batteries) are shining bright in 2025, thanks to their top-notch safety, long lifespan, and eco-friendly vibes. From electric vehicles and home energy storage to outdoor gear, LiFePO₄ batteries are everywhere. But how do you use, charge, and store these.

A LiFePO₄ battery consists of several key components: a positive electrode, a negative electrode, an electrolyte, a separator, leads for both electrodes, a center terminal, a safety valve, a sealing ring, and a casing. Positive Electrode (Cathode): This is typically made of lithium iron phosphate.



If you're using a LiFePO₄ (lithium iron phosphate) battery, you've likely noticed that it's lighter, charges faster, and lasts longer compared to lead-acid batteries (LiFePO₄ is rated to last about 5,000 cycles - roughly ten years). To ensure your battery remains in top condition for as long as.



60v lithium iron phosphate battery pack charging current



[LiFePO4 Battery Guide: Voltage Chart, Charging & Storage Tips](#)

Charging your LiFePO4 battery right is key to maxing out its life. Here's the 2025 playbook: Charging Voltage: 3.50-3.65V per cell (aim for 3.60V); too high risks overcharging. ...

[Ultimate Guide to Battery Voltage Chart](#)

Voltage Curves for Different Types of Batteries
Lithium Iron Phosphate Battery Voltage Curve
Lithium iron phosphate (LiFePO4) ...



[Charging a Lithium Iron Phosphate \(LiFePO4\) ...](#)

Discover the benefits of LiFePO4 batteries and follow a step-by-step guide to efficiently charge your Lithium Iron Phosphate battery.

[Ultimate Guide to Charging a LiFePO4 Battery - ...](#)

Charging a LiFePO4 battery correctly is key to longevity. Learn how to use a LiFePO4 battery charger, charge in parallel or series, and ...



[How to Charge a LiFePO4 Battery](#)

Learn how to charge a LiFePO4 battery for optimal performance and longer life. Avoid mistakes and use the right charger for safe, reliable power.



[How to Charge Lithium iron Phosphate \(LiFePO4\) Battery?](#)

Understanding the values of charging voltage and current of lithium iron phosphate batteries is very helpful for battery maintenance. Charging Voltage: Charging Current: A safe ...



[How to charge Lithium Iron Phosphate lithium ion ...](#)


During the conventional lithium ion charging process, a conventional Li-ion Battery containing lithium iron phosphate (LiFePO4) ...

[What amp should I charge my LiFePO4 battery? ?](#)



The recommended charge current of the cells The maximum allowable charge current from the BMS (battery management system) ...

ESS



[How to Safely Charge Lithium Iron Phosphate \(LiFePO4\) Batteries](#)

What Is the Recommended Charging Method for LiFePO4 Batteries? The recommended charging method for LiFePO4 batteries is the Constant Current/Constant ...

[LiFePO4 Voltage Chart: A Comprehensive Guide](#)

Lithium iron phosphate battery charging parameters Here are the charging parameters for LiFePO4 batteries, including different voltage ...



[LiFePO4 Battery User Manual](#)

This product specification applies to lithium iron phosphate battery products provided by our company. The product we provide (and which is described in this manual) complies with the ...



[What Is A 60V Lithium Battery Voltage Chart?](#)



A 60V lithium battery voltage chart outlines state-of-charge (SoC) against voltage levels for lithium-ion (Li-ion) or lithium iron phosphate (LiFePO4) systems. At full charge, a 60V ...



[How to Charge Lithium Battery](#)

Learn how to charge lithium battery safely and effectively with expert tips for Li-ion, LiFePO4, and lithium polymer batteries. Discover charging stages, compatible chargers, and ...

[How to Charge a LiFePO4 Battery: A Complete Guide](#)

Discover how to charge a LiFePO4 battery safely and efficiently with our complete guide. Learn the tools you'll need, step-by-step instructions, and ...



[How to charge Lithium Iron Phosphate lithium ion battery packs](#)

During the conventional lithium ion charging process, a conventional Li-ion Battery containing lithium iron phosphate (LiFePO4) needs two steps to be fully charged: step 1 uses ...



[LiFePO4 Battery Guide: Voltage Chart, Charging](#)



This guide dives deep into the LiFePO4 battery voltage-SOC (State of Charge) chart, charging best practices, and storage must-knows, ...



[How to Charge Lithium Iron Phosphate Batteries](#)

The most common charging method is a three-stage approach: the initial charge (constant current), the saturation topping charge (constant ...

[Charging a Lithium Iron Phosphate \(LiFePO4\) Battery Guide](#)

Discover the benefits of LiFePO4 batteries and follow a step-by-step guide to efficiently charge your Lithium Iron Phosphate battery.




[How to Charge Lithium iron Phosphate \(LiFePO4\) ...](#)

Understanding the values of charging voltage and current of lithium iron phosphate batteries is very helpful for battery maintenance. ...

[lifepo4 battery pack 60V 36Ah For EV , Robocraft](#)



Purchase a LiFePO4 battery pack 60V 36Ah for your electric vehicle (EV). This high-capacity battery is engineered for improved performance and long-lasting power, ...




[How to Charge a LiFePO4 Battery](#)

Learn how to charge a LiFePO4 battery for optimal performance and longer life. Avoid mistakes and use the right charger for ...

[How to Charge and Discharge LiFePO4 Batteries ...](#)

The recommended method for charging a LiFePO4 battery pack is the CCCV (Constant Current, Constant Voltage) approach: Constant Current: ...



[Best LiFePO4 Battery Charger 12V, 24V and 48V](#)

A LiFePO4 battery charger that will last you longer than a month can be daunting. In this article, I have compiled the best ...

[60v Lithium ion Battery Pack in Heavy Metal Case](#) ...



The litpax 60V-24Ah lithium iron phosphate (LiFePO4) battery is a rechargeable energy storage solution designed for various applications, ...



[The Comprehensive Guide to LiFePO4 Voltage ...](#)

The LiFePO4 Voltage Chart stands as an essential resource for comprehending the charging levels and condition of Lithium Iron ...



[Complete Guide to LiFePO4 Battery Charging & Discharging](#)

This article details how to charge and discharge LiFePO4 batteries, and LFP battery charging current. This will be a good help in understanding LFP batteries.



[How to Safely Charge Lithium Iron Phosphate ...](#)

What Is the Recommended Charging Method for LiFePO4 Batteries? The recommended charging method for LiFePO4 batteries is ...



[Complete Guide to LiFePO4 Battery Charging](#)



This article details how to charge and discharge LiFePO4 batteries, and LFP battery charging current. This will be a good help in ...





Contact Us

For inquiries, pricing, or partnerships:

<https://zawojcsolina.pl>

Phone: +48 22 173 6647

Email: info@zawojcsolina.pl

Scan QR code for WhatsApp.

