



3 battery cabinet installation





Overview

Please read this manual, which details the installation and operation processes for your new Eaton product. Thank you for choosing Eaton! ©Copyright 2024-2025 Eaton, Raleigh, NC, USA. All rights reserved.

Please read this manual, which details the installation and operation processes for your new Eaton product. Thank you for choosing Eaton! ©Copyright 2024-2025 Eaton, Raleigh, NC, USA. All rights reserved.

Our suite of backup power, power distribution and power management products are designed to protect you from a host of threats including power outages, surges, and lightning strikes, and enable you to monitor and control your power infrastructure. We trust that our products will deliver high.

Page 2 Please read this manual, which details the installation and operation processes for your new Eaton product. Thank you for choosing Eaton! ©Copyright 2024-2025 Eaton, Raleigh, NC, USA. All rights reserved. No part of this document may be reproduced in any way without the express written.

Within 3 to 30 days of receipt (depending on courier), unpack the system and check for any concealed damage. Check the materials receipt against the internal packaging, then request an inspection by the carrier and file a concealed damage claim. If there is a material shortage, contact a C&C Power representative.


Tripp Lite's Extended-Run Single-Phase Battery Cabinets connect to SmartOnline 3-Phase UPS Systems to provide long-lasting battery backup for data centers, telecommunications, networks, industrial facilities, security, emergency systems and other mission-critical applications that require high.

Copyright © 2008 Tripp Lite. All trademarks are the sole property of their respective owners. Not suitable for mobile applications.

Tripp Lite's Extended-Run 3-Phase Battery Cabinets connect to SmartOnline 3-Phase UPS Systems to provide long-lasting battery backup for data centers, telecommunications, networks, industrial facilities, security, emergency systems and other mission-critical applications that require high capacity.



3 battery cabinet installation



[Vertiv Liebert® APM2 Modular EBC User Manual](#)

Save these instructions This manual contains important instructions that should be followed during installation of Vertiv™ Liebert® APM2 Modular External Battery Cabinet (EBC) and ...

[Contractors Guide Central Inverter System Installation](#)

Each 48VDC battery shelf is wired together so that there are 3 battery shelves (strings) in parallel. Please see wiring schematic in the manual and on the battery cabinet door for further ...




[Equipment Review for Battery Charging Cabinets. ...](#)

Equipment Review for Battery Charging Cabinets, Enclosures, and Racks E-Micromobility Battery Charging Cabinet Equipment and Installation Approval Guide

[VERTIV LIEBERT ITA2 INSTALLATION MANUAL Pdf Download ...](#)

View and Download Vertiv Liebert ITA2 installation manual online. Battery Cabinet 8-10kVA, 60Hz, 208/220V. Liebert ITA2 ups pdf manual download.



[Tripp Lite 3-Phase Battery Cabinet Extended-Run User Manual](#)

Owner's manual, Extended-run 3-phase battery cabinet, 1 - introduction o Read online or download PDF o Tripp Lite 3-Phase Battery Cabinet Extended-Run User Manual

[Eaton Samsung Gen 3 Battery Cabinet Installation and ...](#)

This manual describes how to install the Eaton Samsung Gen 3 battery cabinet and is divided into chapters. Read and understand the procedures described to ensure trouble-free installation ...



[BC-1\(R\) Battery Cabinet Installation Sheet](#)

Install the battery cabinet in the same room as the fire alarm control panel. We recommend the space between the cabinet and the panel be 3 in. (7.6 cm) minimum and 10 ft. (3.4 m) ...

[20-50 kW \(480V\) - 50 kW Frame Installation and Operation ...](#)



1.3 Battery System
 1-6



[Installation and Owner's Manual](#)

This installation manual includes full details on installation, wiring, safety, inverter integration, and other key aspects of installing the battery. The companion document to this installation manual ...

[Tripp Lite Extended-Run 3-Phase Battery Cabinet User Manual](#)

All sections of this manual contain instructions and warnings that must be followed during the installation and operation of the battery cabinet described in this manual.



[3.6-6kVA BATTERY CABINET](#)

3.4 BATTERY CABINET COMMUNICATION (RS-232) CABLING .. 8



[Eaton s lithium-ion UPS battery O&A](#)



Gen 1 (white cabinet units, have a transformer in the conduit landing box that steps up 208Vac from the UPS to 480Vac to run the cabinet from a 208 output UPS. Gen 2 UL9540A (Black ...



[LEGRAND DAKER DK Plus Series Installation ...](#)

View and Download LEGRAND DAKER DK Plus Series installation manual online. Battery Cabinets. DAKER DK Plus Series ups pdf manual ...

[P-164000301_9E_30_UPS Gn3 Rev1-Rel](#)

4.4 External Battery Cabinet Installation
.....
..... 4-7



[/15/20KVA UPS Battery Cabinet Installation and Operation ...](#)

/15/20KVA UPS Battery Cabinet Installation and Operation Manual



[EATON 93PM INSTALLATION MANUAL Pdf Download](#)



In no case will Eaton's liability under this Warranty exceed the replacement value of the Warranted Items. Page 67 Warranty Eaton 93PM Integrated Battery Cabinet-Small (IBC-S) ...




[Contractors Guide Central Inverter System Installation](#)

Note - Always ensure that all 3 of the DC Fuses in the battery cabinet are removed before starting installation. Battery cable lengths are sufficient for Vertical or Side by Side mounting.



[Mitsubishi Electric Power Products, Inc. BC43 Battery ...](#)

Battery cabinets that are not supplied with an incorporated DC output disconnect device must have an appropriate disconnect device provided external to the cabinet.



Tripp Lite


Install the battery cabinet in a controlled indoor environment, away from moisture, temperature extremes, flammable liquids and gasses, conductive contaminants, dust and direct sunlight.



[CellBlock Battery Cabinets Installation Instructions](#)



Install shelves by lowering each shelf in place. Take care to not puncture the bottom of the shelves. Cabinets must be direct wired by a licensed electrician. Outlets and power strips are ...



[Eaton 93PM L \(208V\) UPS and Samsung Gen 3 Battery ...](#)

Eaton 93PM-L UPS and Samsung Gen 3 Battery Cabinet Energy Storage System (ESS) Installation and Operation Manual For use with Eaton 93PM-L-60, 93PM-L-120, 93PM-L-160, ...

[USER MANUAL BATTERY CABINET](#)

Cable sizing from the battery cabinet to the remainder of the ESS is dependent on multiple factors including the system maximum current draw, distance between the battery cabinet and ESS, ...



[Liebert® ITA2 Battery Cabinet Installer/User Guide](#)




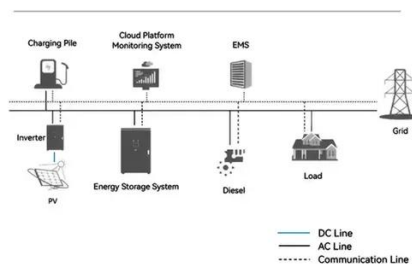
Vertiv™ recommends installing the battery cabinets as near the bottom of the rack as possible to maintain a low center of gravity. Install the UPS above the battery cabinets.

[Eaton Samsung Gen 3 Battery Cabinet Installation And Operation ...](#)



View and Download Eaton Samsung Gen 3 Battery Cabinet installation and operation manual online. Samsung Gen 3 Battery Cabinet battery pack pdf manual download.

System Topology



4400 SERIES UPS Battery Cabinets

The contents of this instruction manual shall not become a part of or modify any prior or existing agreement, commitment, or relationship. The sales contract contains the entire obligation of ...

3 - battery cabinet installation, 4 internal wiring (typical), 5_

3 - battery cabinet installation, 4 internal wiring (typical), 5 preliminary electrical check - Tripp Lite 3-Phase Battery Cabinet Extended-Run User Manual



Tripp Lite

Tripp Lite's Extended-Run Single-Phase Battery Cabinets connect to SmartOnline 3-Phase UPS Systems to provide long-lasting battery backup for data centers, telecommunications, ...

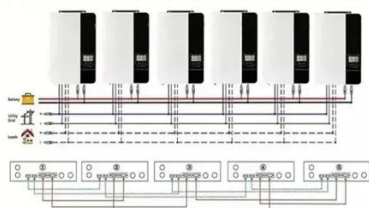
Energy Storage Battery Cabinet Installation: Your Roadmap to ...



Let's face it - energy storage battery cabinets aren't exactly the Beyoncé of renewable energy systems. But just like backup dancers, they're critical to the show.

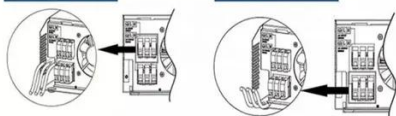


Parallel (Parallel operation up to 6 unit (only with battery connected))



AC input wires

AC output wires



U-ENM00044

Install the battery cabinet according to the installation drawings provided. Install the battery cabinet using adjustable leveling legs to ensure the cabinet is level and stable. Ensure the ...



Contact Us

For inquiries, pricing, or partnerships:

<https://zawojcsolina.pl>

Phone: +48 22 173 6647

Email: info@zawojcsolina.pl

Scan QR code for WhatsApp.

